

JAPANESE
PRECISION

INDIAN
ADVANTAGE

KYB

conmat

Tower Batching Plant

11,500+
Machines
Sold Globally

Advantages of KYB-Conmat Tower Batching Plant

- Minimal space required
- Sturdy structure
- High Productivity
- Direct dosing from bins to mixer
- Less energy consumption
- Less Dust Pollution
- Ideal for tight spaces
- Environment friendly

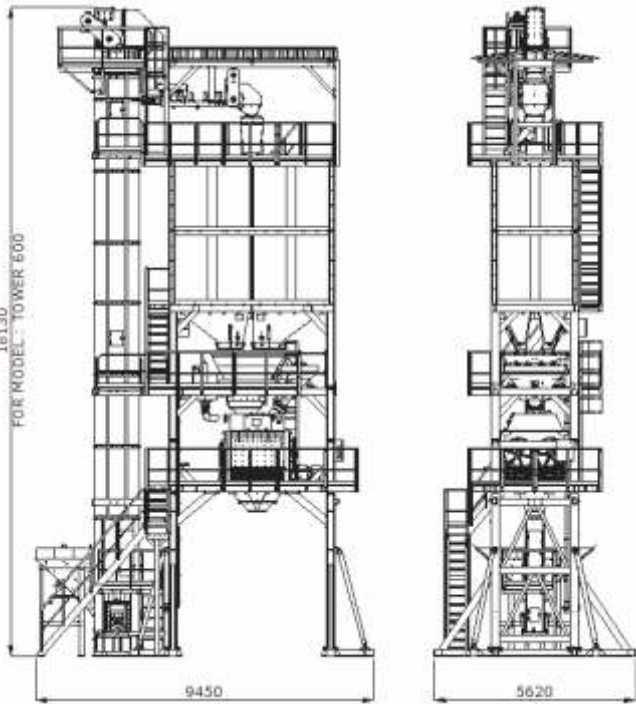


KYB-CONMAT PVT. LTD.

ISO Certified :- 9001:2015, 27001:2013 & 45001:2018

702-703, N.H. No. 8, Por, Vadodara - 391 243, Gujarat, India

Specifications of TOWER Batching Plant



KYB-Conmat **TOWER Plant** is a modular concrete mixing plant which can be transported, erected and commissioned easily in short time.

BATCHCON (KYB-Conmat Automation system) takes care of production performance, efficiency and quality repeatability in any kind of circumstances.

The modular layout and **BUCKET ELEVATOR** system require very small footprint. This allows the plant to be used in a large variety of sites, including **tight spaces and city environments**.

The total ownership cost of KYB-Conmat **TOWER** concrete plant is much less than normally configured horizontal plants which are currently being used in India.

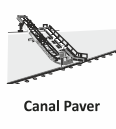
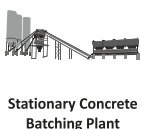
KYB-Conmat **TOWER PLANT** is well suited for housing, infrastructure project, ready-mix production, pre-cast operations etc.

Environment friendly operations due to enclosed aggregate transfer and dosing.

Sr. No.	Details	TOWER 300	TOWER 450	TOWER 600
1	Output Theoretical	30 cu. mtr./hr	45 cu. mtr./hr	60 cu. mtr./hr
2	Cross Bin	4	4	4
3	Bucket Elevator	60 cu.mtr./hr	60 cu.mtr./hr	60 cu.mtr./hr
4	Cement/Filler Weighing System	✓	✓	✓
5	Water Weighing System	✓	✓	✓
6	Admixture Weighing System	✓	✓	✓
7	Mixer	Twin Shaft	Twin Shaft	Twin Shaft
8	Maximum Size of Aggregate	40 mm	40 mm	40 mm
9	Water Sprinkling & Gravity Discharge System	✓	✓	✓
10	Air Compressor	✓	✓	✓
11	Screw Conveyor for Cement	✓	✓	✓
12	Cladding	Optional	Optional	Optional
13	Control System	Automatic	Automatic	Automatic
14	Discharge Height	4.1 mtr.	4.1 mtr.	4.1 mtr.
15	Connected Load	48 Kw	64.5 Kw	81 Kw

Note: The technical specifications of the product may vary depending on the model and are subject to change without prior notice

Product Range



0265-6132900, 3000300



sales@conmatindia.com, info@conmatindia.com



www.conmatindia.com