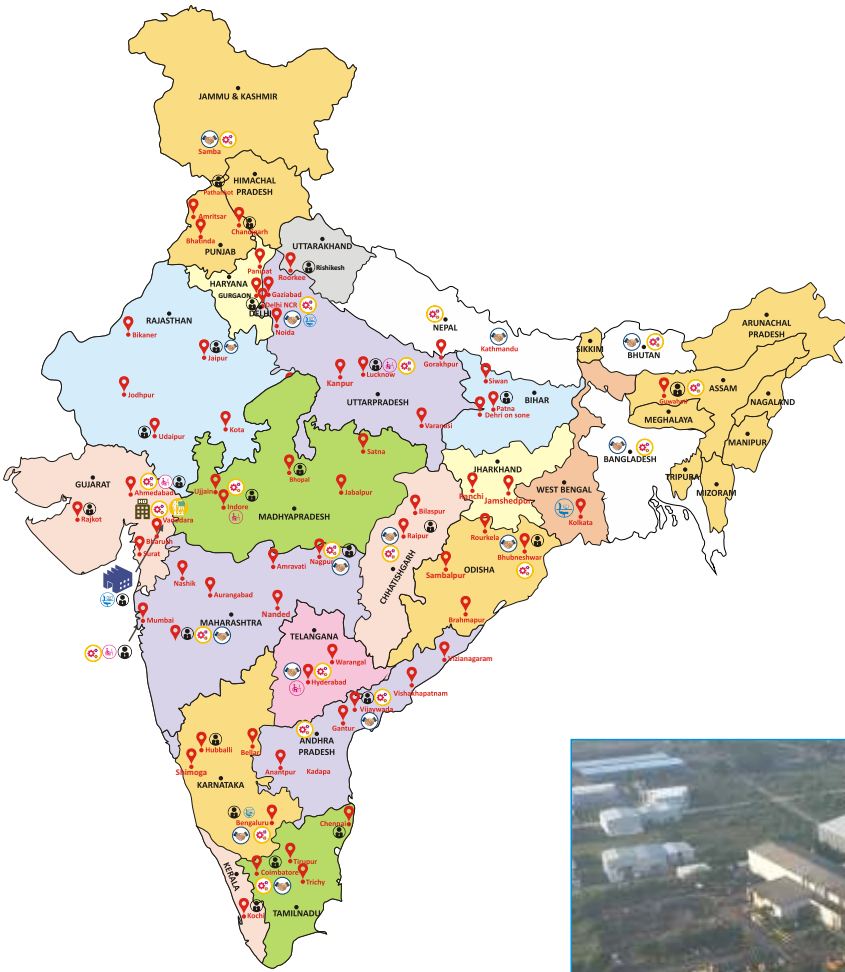


SALES & SERVICE NETWORK



	Manufacturing Unit
	Head Office
	Regional Office
	Branch office
	Dealers
	Spares Depot
	Training Center
	Sales Executive
	Service Engineers
Branch Offices	
	Ahmedabad
	Bangalore
	Ghaziabad
	Hyderabad
	Indore
	Kolkata
	Mumbai
	SERVICE / SUPPORT / SPARES +91-7878740000



Works : Vadodara - Gujarat



Concrete Batching Plant

Infra Series



Concrete Batching Plant (INFRA Series)



Concrete Batching Plant (RMC Series)



Mobile Batching Plant



Deep Bucket Batching Plant



Tora Batching Plant



Self Loading Mixer



Stationary Concrete Pump



Concrete Canal Paver



Concrete Road Paver



Concrete Mixer

CONMAT HEAVY INDUSTRIES PVT. LTD.

Formerly Known as KYB Conmat Pvt. Ltd.

702-703, N.H. No. 8, Por,
Dist - Vadodara - 391243, Gujarat, INDIA
Ph.: +91-265 - 6132900, 3000300
Email:sales@conmatindia.com
www.conmatindia.com

ISO Certified :- 9001:2015, 27001:2022 & 45001:2018
CIN: U29248GJ2007PTC052387



Follow us on :

Note: The technical specifications of the product may vary depending on the model and are subject to change without prior notice.

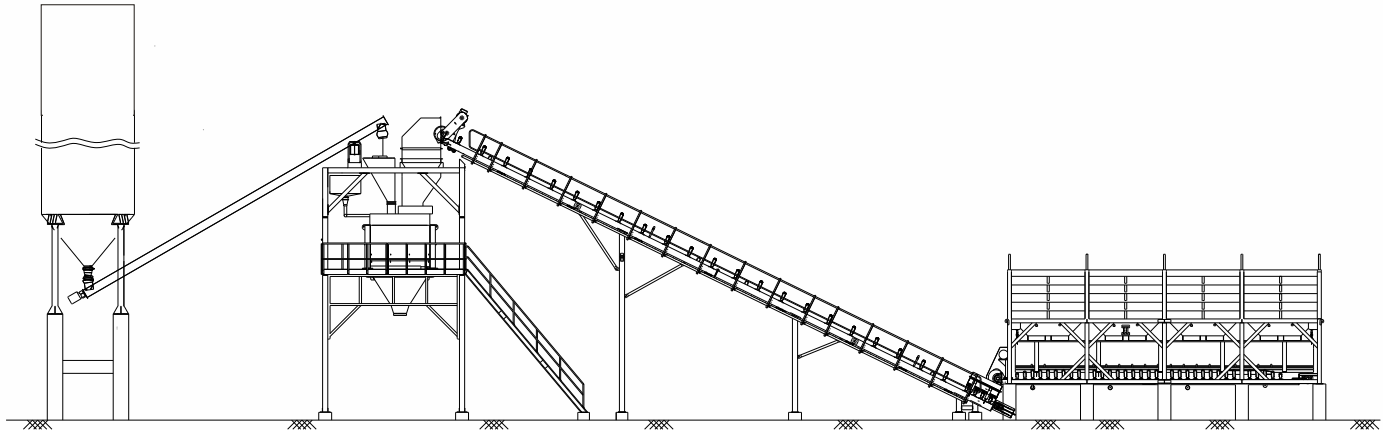
MKT/PC/6.03/04 R6 Feb25



Rugged, Accurate, Productive
& Dependable Batching Plant



Data & Facts



Technical Specifications

Sr. No.	Description	CRP 900 IL	CRP 1200 IL	CRP 1600 IL	CRP 2000 IL	CRP 2400 IL
1	Output Theoretical	90 cu. mtr./hr	120 cu. mtr./hr	160 cu. mtr./hr	200 cu. mtr./hr	240 cu. mtr./hr
2	Nos. of In Line Bins	4/5/6	4/5/6	4/5/6	4/5/6	4/5/6
3	Charging Conveyor	Chevron Belt Conveyor				
4	Cement/Filler Weighing System	✓	✓	✓	✓	✓
5	Water Weighing System	✓	✓	✓	✓	✓
6	Admixture Weighing System	✓	✓	✓	✓	✓
7	Mixer	Twin Shaft				
8	Maximum Size of Aggregate*	80 mm	80 mm	80 mm	80 mm	80 mm
9	Water Sprinkling & Gravity Discharge System	✓	✓	✓	✓	✓
10	Air Compressor	✓	✓	✓	✓	✓
11	Screw Conveyor for Cement	✓	✓	✓	✓	✓
12	Cement Filling Hopper	-	-	-	-	-
13	Control System	Automatic				
14	Discharge Height	4.1 mtr.	4.1 mtr.	4.1 mtr.	4.1 mtr.	4.1 mtr.
15	Connected Load	144 Kw	212 Kw	289 Kw	339 Kw	379 Kw

Note: The technical specifications of the product may vary depending on the model and are subject to change without prior notice
* Dam Version Mixers for higher aggregate size mixing can be provided on request

Mobility with Performance of Stationary Plant

The most striking feature of Conmat Batching Plant is faster & easy erection/dismantling at site. It has welded frame structure & comes fully assembled from factory in three parts. It can be installed at site with standard “Pick & Carry” crane available locally. Requires only few hours for installation.

Low Maintenance Plant

Engineered to perfection, Conmat Batching Plant requires minimum maintenance, thus assuring continuous performance. We have invested heavily in state-of-the-art designing & manufacturing techniques to make the equipment of high productivity, which is not only efficient, but also performs in tough conditions.

Compact Overall Size

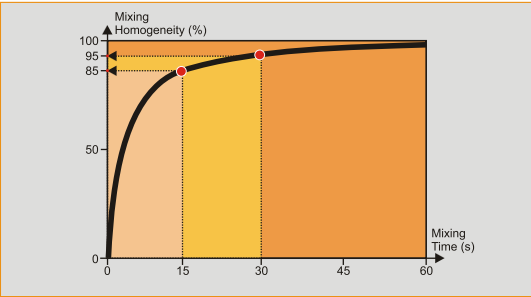
Sleek designed Conmat Batching Plant requires very less installation area & minimum civil works and hence good saving for customers.

Intelligent Controls

Conmat RMC Batching Plant comes with Intelligent PLC based Automatic Controls with SCADA.



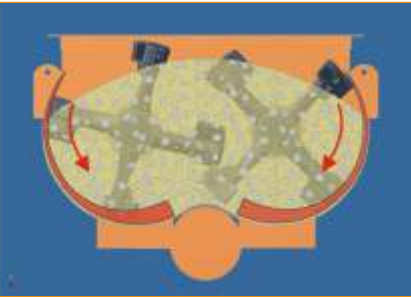
Advanced Twin Shaft Mixing Technology



Fast Mixing



Better Mixing Quality



Long Wear Life

85% of the maximum mix quality i.e high compressive strength, constant slump etc. is achieved at 15 sec. itself initial and after another 15 sec. 95% homogeneity is achieved.

All the particles achieve a three dimensional motion, thanks to intelligent placement of the mixing arms that creates a high degree of turbulence in the mixture.

Inherent Design of the mixer reduces wear of the tiles as compared to Pan & Planetary mixers, as only 30% of the tiles are subjected to wear. High quality of wear tiles ensures longer life.



Advanced Control System

Fully automatic PLC control system with SCADA for inventory management and multiple report generation. Any types of faults and errors will be diagnosed by the control system.



Compact, Dust and Water Protected Control Panels



Chevron Belt Conveyor

Belt Conveyor offers Long Life, Better Safety & Compactness to the plant