



Self Loading Concrete Mixer

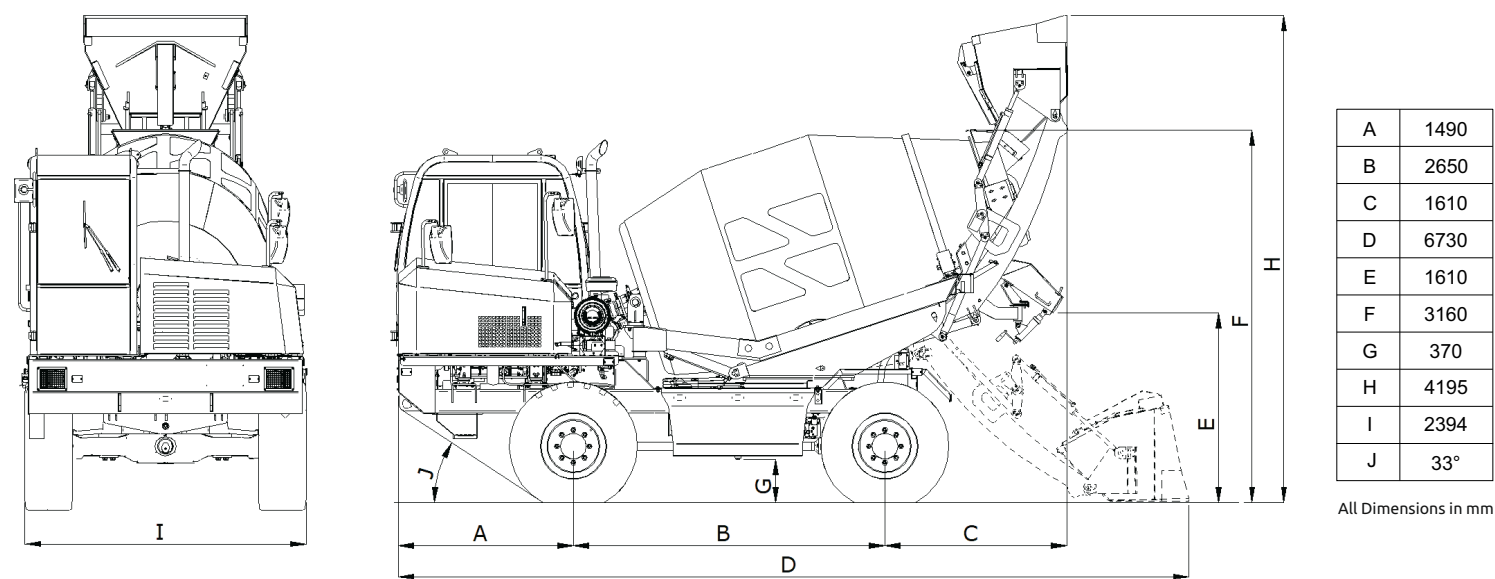
CSLM 4300



BS-IV Engine
ARAI Approved

Salient Features

- Specially designed blades for better mixing & faster discharge
- Powered Shovel gate for spillage free charging
- Loading arms mechanism designed for better pushing force & ease of operation while loading
- Single Joystick for all main functions
- Low centre of gravity
- Electronic weigh batching system with printer
- Reversible operator post for better visibility
- Four wheel steering systems, with 3 different modes ideal for working in confined spaces
- Short turning radius
- Admixture System (optional)
- Live tracking & monitoring system (optional)

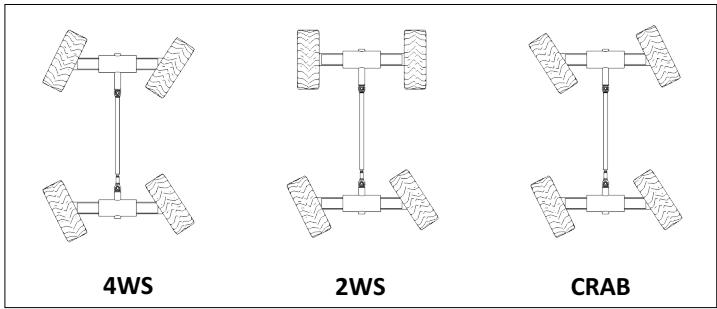


Technical Specifications

Sr.	Details	
1	Drum Output per batch	4.3 Cu.M.
2	Drum Rotation	0-22 RPM
3	Bucket Capacity	600 Ltr.
4	Vehicle Speed	0-30 Kmph
5	Braking system	Hydraulic powered brakes
6	Engine	KOEL 4R1190TA1 Diesel Engine 4 Cylinder Turbocharged, Inter-Cooled 110 HP/82 Kw @ 2200 RPM BSIV Emission Compliant
7	Gradeability	25.5 Deg/47.5%
8	Weighing Technology	Pressure Transducer

Sr.	Details	
9	Tyre & Rim	16.0/70x20, 14 PR
10	Fuel Tank	120 Ltr.
11	Hydraulic Tank	112 Ltr.
12	Water Tank	900 Ltr.
13	Water Pump Capacity	230 Lpm.
14	Chassis	Box Type
15	Net Vehicle Weight	8070 Kg. Approx
16	Laden Weight	18390 KG. Approx
17	Drive	Full Time 4 Wheel Drive
18	Wheel base	2650


Note: The technical specifications of the product may vary depending on the model and are subject to change without prior notice



Steering System



Short turning radius



Electronic batch controller

Product Range

