

JAPANESE
PRECISION

INDIAN
ADVANTAGE

KYB
conmat

Self Loading Concrete Mixer

CSLM 2500

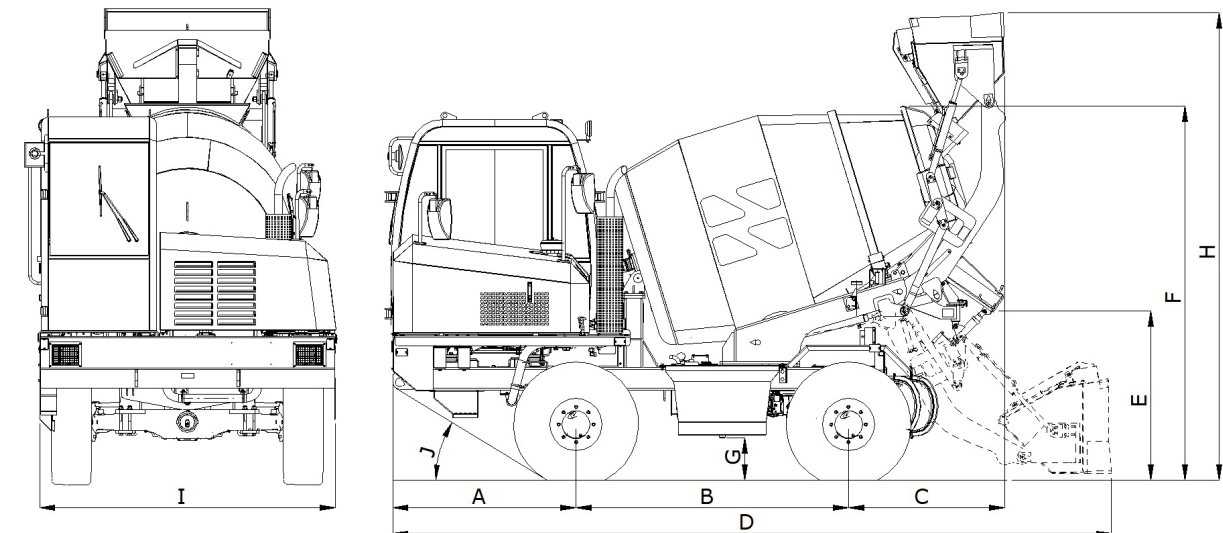


Salient Features

- Specially designed blades for better mixing & faster discharge
- Powered Shovel gate for spillage free charging
- Loading arms mechanism designed for better pushing force & ease of operation while loading
- Single Joystick for all main functions
- Low centre of gravity
- Electronic weigh batching system with printer
- Reversible operator post for better visibility
- Four wheel steering systems, with 3 different modes ideal for working in confined spaces
- Short turning radius
- Admixture System (optional)
- Live tracking & monitoring system (optional)

Dimensions

CSLM 2500



A	1455
B	2150
C	1270
D	5665
E	1350
F	2945
G	330
H	3670
I	2340
J	32°

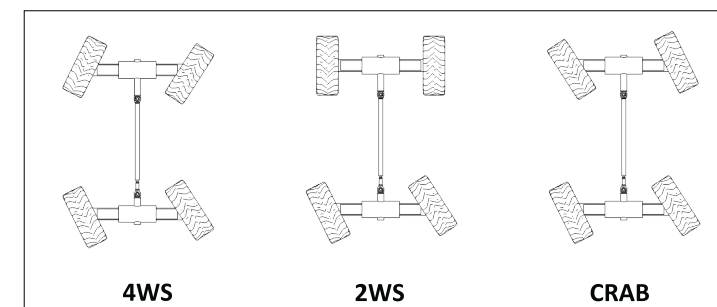
All Dimensions in mm

Technical Specifications

Sr.	Details	
1	Drum Output per batch	2.5 Cu.M
2	Drum Rotation	0-22 RPM
3	Bucket Capacity	420 Ltr.
4	Vehicle Speed	0-22 Kmph
5	Braking system	Hydraulic powered brakes
6	Engine	KOEL 4R810NA2 Diesel Engine 4 Cylinder, Water Cooled 49.5 HP @ 2200 RPM BS III Emission Compliant
7	Gradeability	20 Deg / 36.4%
8	Weighing Technology	Pressure Transducer

Sr.	Details	
9	Tyre & Rim	12.5/80x18, 16 PR
10	Fuel Tank	100 Ltr.
11	Hydraulic Tank	112 Ltr.
12	Water Tank	500 Ltr.
13	Water Pump Capacity	230 Lpm.
14	Chassis	Box Type
15	Net Vehicle Weight	6500 KG. Approx
16	Laden Weight	12500 KG. Approx
17	Drive	Full Time 4 Wheel Drive
18	Wheel base	2150

Note: The technical specifications of the product may vary depending on the model and are subject to change without prior notice



Steering System

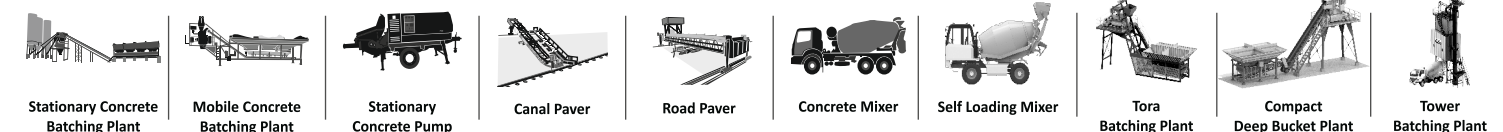


Short turning radius



Electronic batch controller

Product Range



KYB-CONMAT PVT. LTD.

ISO Certified :- 9001:2015, 27001:2013 & 45001:2018

702-703, N.H. No. 8, Por, Vadodara - 391 243, Gujarat, India

0265-6132900, 3000300 sales@conmatindia.com, info@conmatindia.com www.conmatindia.com

Jan23

Follow us on :